

1. PERFORMANCE

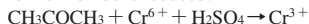
- | | | |
|-----------------------------|---|-----------|
| 1) Measuring range | : 1.0-5.0 % | 0.1-2.0 % |
| Number of pump strokes | 1/2 (50mℓ) | 1 (100mℓ) |
| 2) Sampling time | : 1.5 minute/1 pump stroke | |
| 3) Detectable limit | : 0.02 % (200 ppm) (100mℓ) | |
| 4) Shelf life | : 3 years | |
| 5) Operating temperature | : 0 ~ 40 °C | |
| 6) Temperature compensation | : Necessary (See "TEMPERATURE CORRECTION TABLE") | |
| 7) Reading | : Direct reading from the scale calibrated by 1 pump stroke | |
| 8) Colour change | : Orange → brown | |

2. RELATIVE STANDARD DEVIATION

RSD-low : 10 % RSD-mid. : 5 % RSD-high : 5 %

3. CHEMICAL REACTION

Chromium oxide is reduced.



4. CALIBRATION OF THE TUBE

GAS CHROMATOGRAPHY

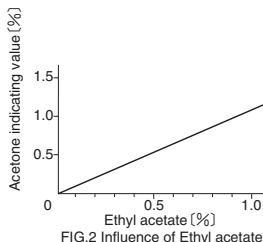
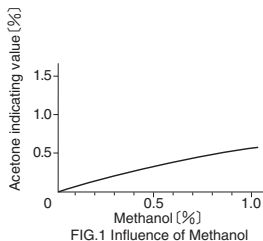
5. INTERFERENCE AND CROSS SENSITIVITY

Substance	Interference	Coexistence
Alcohols FIG.1	Similar stain is produced.	Higher readings are given.
Other ketones	∕	∕
Aromatic hydrocarbons	∕	∕
Esters FIG.2	∕	∕
Halogenated hydrocarbons	Whole reagent is slightly discoloured to pale brown.	0.5 %

*Methanol is indicated with half the sensitivity and Ethyl acetate has the same sensitivity with Acetone.

(NOTE)

- 1) If the discolouration is over the scale, replace the tube with new one and pull the handle at half stroke (to 50mℓ line). And read a figure from the scale on the tube.
- 2) Correct the reading value with the TEMPERATURE CORRECTION TABLE first, and convert the value into an actual concentration by using the conversion scale shown in the instruction sheet.



TEMPERATURE CORRECTION TABLE

Tube Readings (%)	Corrected Concentration (%)				
	0 °C (32 °F)	10 °C (50 °F)	20 °C (68 °F)	30 °C (86 °F)	40 °C (104 °F)
2.0	—	2.38	2.00	1.78	1.60
1.5	2.20	1.76	1.50	1.30	1.16
1.0	1.44	1.18	1.00	0.86	0.76
0.5	0.72	0.60	0.50	0.42	0.38
0.2	0.30	0.25	0.20	0.16	0.14
0.1	0.16	0.12	0.10	0.08	0.08

