

Combustible gas sensor

Catalytic Combustion type Gas Sensor

Features

- Good sensitivity [Fig.1]
- High performance with long-term stability [Fig.2]

Specifications

Principle	Catalytic combustion
Model	C-10S
Detectable gas	Combustible gas (Methane etc.)
Detection range	0~100%LEL
Operating temperature	-10°C~40°C
Supply current	210mA(constant) 2.5V(approx.)

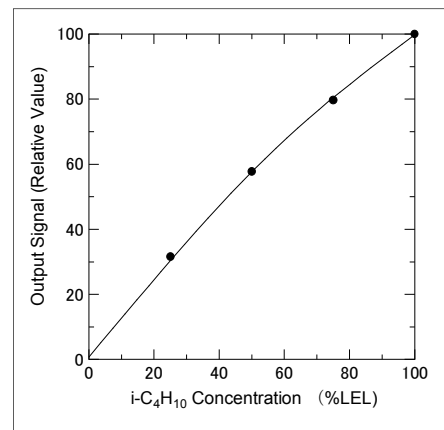
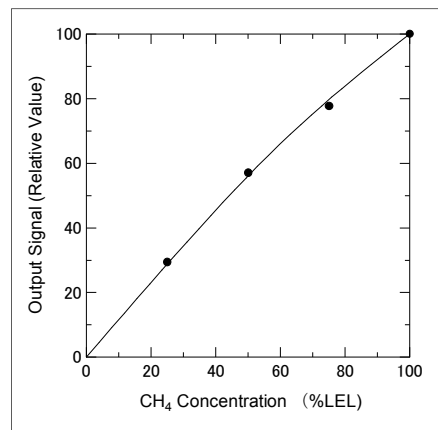


Fig 1

Sensitivity characteristic

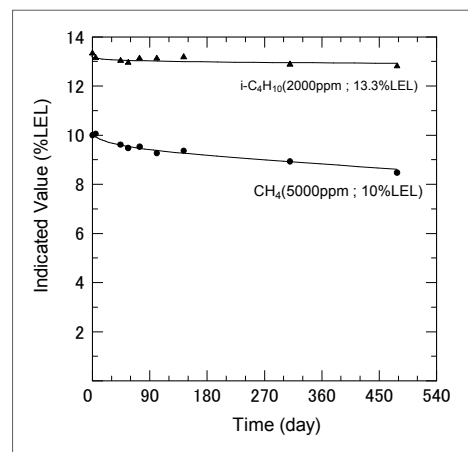


Fig 2 Long-term stability