

1. PERFORMANCE

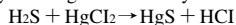
- | | | |
|--------------------------|---|-------------|
| 1) Measuring range | : 0.4-6.0 ppm | 0.2-3.0 ppm |
| Number of pump strokes | 1/2 (50mℓ) | 1 (100mℓ) |
| 2) Sampling time | : 1 minute/1 pump stroke | |
| 3) Detectable limit | : 0.05 ppm (100mℓ) | |
| 4) Shelf life | : 2 years | |
| 5) Operating temperature | : 0 ~ 40 °C | |
| 6) Reading | : Direct reading from the scale calibrated by 1 pump stroke | |
| 7) Colour change | : Pale yellow → Pink | |

2. RELATIVE STANDARD DEVIATION

RSD-low : 10% RSD-mid. : 5% RSD-high : 5%

3. CHEMICAL REACTION

By reacting with Mercury chloride (II), Hydrogen chloride is produced and PH indicator is discoloured.



4. CALIBRATION OF THE TUBE

PERMEATION TUBE METHOD

5. INTERFERENCE AND CROSS SENSITIVITY

Substance	Interference	Coexistence
Sulphur dioxide FIG.1	Whole reagent is changed to Pale red, but Purplish red stain is indicated H ₂ S concentration.	
Hydrogen selenide	Similar stain is produced.	Higher readings are given.
Arsine	∕	∕
Mercaptans FIG.2	∕	∕
Phosphine	∕	∕
Hydrogen cyanide	Whole reagent is changed to Red.	∕

(NOTE)

In case of 1/2 pump strokes, following formula is available for the actual concentration.

Actual concentration = 2 × Reading value

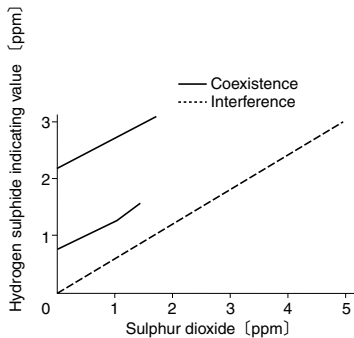


FIG.1 Influence of Sulphur dioxide

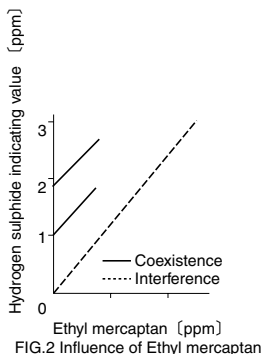


FIG.2 Influence of Ethyl mercaptan